























Preference to General Scheme members	Preference to General Scheme members	Preference to Community Link members	Preference to General Scheme members	Preference to General Scheme members	Preference to Community Link members
Cavendish Mill Ashton-Under-Lyne OL6 7DN	Cherry Avenue Ashton-Under-Lyne OL6 8TQ	Holebottom Ashton-Under-Lyne OL6 8SJ	Pottinger Street Ashton-Under-Lyne OL7 0HQ	St Annes Road Audenshaw M34 5AP	Queens Street Audenshaw M34 5AP
 1 Bedroom Multi Storey Flat Close to Ashton Town Centre On site caretaking/cleaning/CCTV/security/car park & launderette Close to local supermarket/amenities and bus routes Strictly no pets allowed Community Lettings Policy applies	 2 Bedroom House Situated on the Gambrel Bank Estate Would suit family with 1 or more children Double glazing Central heating Private garden to front & rear of property Close to local schools/shops/post office and bus routes to Ashton & Oldham 1 pet allowed	 2 Bedroom Upper Floor Flat Situated on the Smallshaw Estate Would suit mature single person or couple Sole entrance Double glazing Central heating Modern kitchen/bathroom Communal garden Close to shops/post office and bus routes to Ashton & Oldham	 2 Bedroom House Situated in the West End of Ashton Would suit family with 1 or more children Double glazing Central heating Private garden Close to local schools/shops and post office 1 Pet allowed	 1 Bedroom Bungalow Situated on the Stanhope Estate Would suit mature single or couple Double glazing Central heating Small garden to rear of property Communal garden to front Close to local shops/post office & bus routes 1 pet allowed	 1 Bedroom Bungalow Situated on the Stanhope Estate Would suit mature single person or couple Modern kitchen/bathroom Double glazing Central heating Garden to front & rear of property Close to local shops & bus routes 1 pet allowed
Rent £90pw (approx)	Rent £96pw (approx)	Rent £78pw (approx)	Rent £91pw (approx)	Rent £71pw (approx)	Rent £71pw (approx)
Sheltered Accommodation		Preference to NCHT tenants	Preference to Community Link members	Preference to General Scheme members	Preference to Community Link member
Pendle House Denton M34 6BB		Tarran Grove Denton M34 7RJ	Edington House Droylsden M43 7QA	Fold Avenue Droylsden M43 7DE	Chapel Street Dukinfield SKI 6 4DW
 Sheltered Bedsit Situated on the Yew Tree Estate Would suit single person 55+ * Scheme Manager Lift to all floors Secure door entry system Residents car park Modern communal lounge Extensive gardens No pets allowed Close to local shops & bus routes * Medical criteria to be met for applicants aged 55-60 yrs		 2 Bedroom Bungalow Situated on the Haughton Green Estate Would suit mature single or couple with medical needs Double glazing Central heating Close to local shops and post office 1 pet allowed	 1 Bedroom Ground Floor Flat Situated on the Sunnyside Estate Would suit mature single person or couple Communal entrance with intercom Modern kitchen/bathroom Double glazing Close to local shops and bus routes No pets allowed	 2 Bedroom Upper Floor Flat Situated on the Moorside Estate Would suit single person or couple Not suitable for young children due to steps No lift Communal entrance with intercom Double glazing Central heating Close to local shops/sports centre and bus routes No pets allowed	 1 Bedroom Upper Floor Flat Situated on the Clarendon Fields Estate Would suit mature single or couple Sole entrance Double glazing Central heating Close to local shops and park 1 pet allowed
Rent £92pw (approx)		Rent £ pw (approx)	Rent £74 pw (approx)	Rent £79 pw (approx)	Rent £69 pw (approx)
Preference to Community Link members	Preference to General Scheme members	Sheltered Accommodation	Preference to Community Link members	Preference to Community Link member	Preference to Community Link members
Birch Court Dukinfield SKI 6 4AR	Crescent Close Dukinfield SKI 6 4EZ	Kenyon House Dukinfield SKI 6 4QD	Commercial Street Hyde SK14 2JD	Tintagel Walk Hattersley SK14 3DT	Waterton Lane Mossley OL5 0NQ
 1 Bedroom Ground Floor Flat Situated on the Boyds Walk Estate Would suit mature single person or couple Popular residential area Sole entrance Double glazing Central heating New Charter maintained gardens Close to Doctors and Supermarket 1 pet allowed	 1 Bedroom Bungalow Situated on the Central Estate in a quiet cul-de-sac Would suit mature single person or couple Central heating Double glazing Private gardens Close to local shops & bus routes 1 pet allowed	 1 Bedroom Sheltered Flat Situated on the Central Estate Would suit single or couple 55+* Scheme Manager Secure door entry and parking Communal lounge Lift to all floors Extensive gardens Close to local amenities No Pets allowed *Medical criteria to be met for applicants age 55-60yrs	 1 Bedroom Ground Floor Flat Situated on the Victoria Street Estate Would suit mature single person or couple Sole entrance Double glazing Central heating Close to Hyde Town Centre 1 pet allowed	 2 Bedroom Upper Floor Flat Situated on the Hattersley Estate Communal entrance Double glazing Central heating Close to local amenities No pets allowed	 1 Bedroom Ground Floor Flat Situated on the Waterton Lane Estate Sole entrance Double glazing Central heating Modern kitchen/bathroom Ten minutes walk to local shops/chemist/lirary and bus routes to Ashton & Oldham 1 pet allowed
Rent £68 pw (approx)	Rent £75 pw (approx)	Rent £109 pw (approx)	Rent £71 pw (approx)	Rent £80pw (approx)	Rent £69 pw (approx)

Bids on these properties can be accepted anytime between 9am Wednesday 01/02/12 and 5pm Tuesday 07/02/12
Decisions will be made after 7th February 2012



Sheltered Accommodation	Preference to General Scheme members	Preference to NCHT tenants	Preference to	Preference to	Preference
<p>Longdale Drive Mottram SK14 6NW</p>	<p>Clarence House Stalybridge SK15 ITG</p>	<p>Castle Hall Court Stalybridge SK15 2DZ</p>			
 <p>1 Bedroom Sheltered Bungalow Situated on the Mottram Estate Would suit single person or couple 55+* Scheme Manager Community Centre nearby Attractive gardens Central heating Double glazing Close to local shops/amenities and bus routes *Medical criteria to be met for applicants 55-60yrs</p>	 <p>1 Bedroom Upper Floor Flat Situated Close to Stalybridge Town Centre Third floor flat No lift Would suit mature single or couple Double glazing Central heating Close to shops & bus routes No pets allowed</p>	 <p>1 Bedroom Ground Floor Flat Situated close to Stalybridge Town Centre Sole entrance Double glazing Central heating Close to town centre/shops and transport links 1 pet allowed</p>			
Rent £90pw (approx)	Rent £73pw (approx)	Rent £68pw (approx)	Rent £ pw (approx)	Rent £ pw (approx)	Rent £ pw (approx)